

# Year 4 Multiplication Tables Check 2024

x	1	2	3	4	5	6	7	8	9	10	11	12
1	1	2	3	4	5	6	7	8	9	10	11	12
2	2	4	6	8	10	12	14	16	18	20	22	24
3	3	6	9	12	15	18	21	24	27	30	33	36
4	4	8	12	16	20	24	28	32	36	40	44	48
5	5	10	15	20	25	30	35	40	45	50	55	60
6	6	12	18	24	30	36	42	48	54	60	66	72
7	7	14	21	28	35	42	49	56	63	70	77	84
8	8	16	24	32	40	48	56	64	72	80	88	96
9	9	18	27	36	45	54	63	72	81	90	99	108
10	10	20	30	40	50	60	70	80	90	100	110	120
11	11	22	33	44	55	66	77	88	99	110	121	132
12	12	24	36	48	60	72	84	96	108	120	132	144

## Important information about multiplication tables check (MTC)

- The MTC determines if Year 4 children can **fluently** recall their multiplication tables.
- It is designed to help schools identify which children require more support to learn their times tables.
- There is no 'pass' rate or threshold which means that, unlike the Phonics Screening Check, children will not be expected to re-sit the check.
- The Department for Education (DfE) will create a report about the overall results across all schools in England, not individual schools.



## When the check will take place

- There will be a **2 week window** from **Monday 3<sup>rd</sup> June 2024** for schools to administer the check.
- There is **no set day** to administer the check and children are not expected to take the check at the same time.
- All eligible Year 4 children in England will be required to take the check.



## How the check is carried out:

- The check will be **fully digital**.
- Answers will be entered using a keyboard, by pressing digits using a mouse or using an on-screen number pad.
- Usually, the check will take less than **5 minutes** for each child.
- The children will have **6 seconds** from the time the question appears to input their answer.
- There will be a total of **25 questions** with a **3 second pause** in-between questions.
- There will be **3 practice questions** before the check begins.



Time left: 5

$6 \times 11 =$

1

2

3

4

5

6

7

8

9

C

0

Enter

## Specific arrangements for the check

Some children will be eligible for specific arrangements:

- Colour contrast;
- Font size adjustment;
- 'Next' button (alternative to 3-second pause);
- Removing on-screen number pad;
- An adult to input answers;
- Audio version;
- Audible time alert.



## The check questions

- Each child will be **randomly assigned** a set of questions
- There will only be **multiplication** questions in the check, not division facts.
- The 6, 7, 8, 9 and 12 times tables are **more likely** to be asked.
- Children will not see their individual results when they complete the check.



## Why are times tables so important?

- Supports mathematical learning, particularly aspects of number (long multiplication, short division)
- Supports other mathematical learning eg. calculating equivalent fractions, finding the area of a square/rectangle, finding fractions of amounts
- It will help children to calculate more fluently. (Children can then focus on the method needed to complete a reasoning problem rather than being distracted with struggling to work out the times table)
- Consequently, children will feel more positive/ confident within maths.
- Children are expected to know their times tables by the end of Year 4 so that they can work confidently in Years 5/6 and beyond into secondary school.





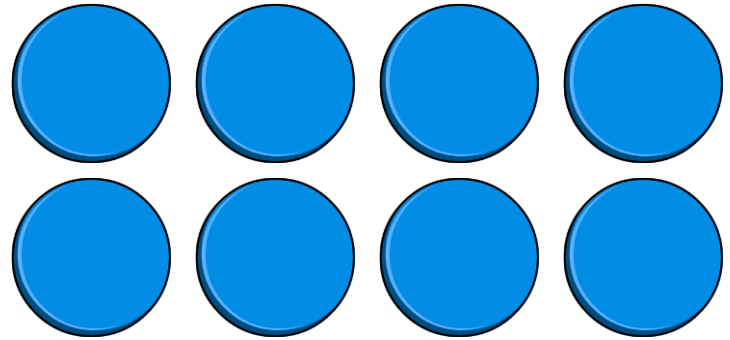
# Ways to support times table knowledge

Repeated addition

Knowing that  $2 \times 4$  is the same as  $2 + 2 + 2 + 2$



$$2 + 2 + 2 + 2 = ?$$



$$2 \times 4 = ?$$

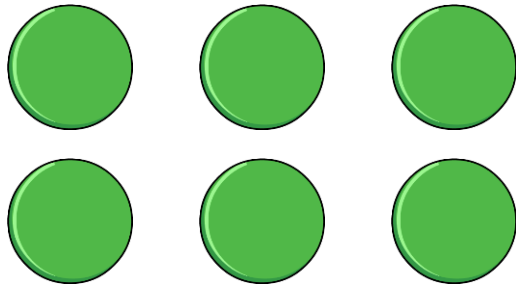


# Ways to support times table knowledge


Multiplication is commutative

$3 \times 2$  is the same as  $2 \times 3$

Children need to understand that multiplication can be completed in any order to produce the same answer. Sometimes this link needs to be made explicit.



3 lots of 2 = 6



2 lots of 3 = 6

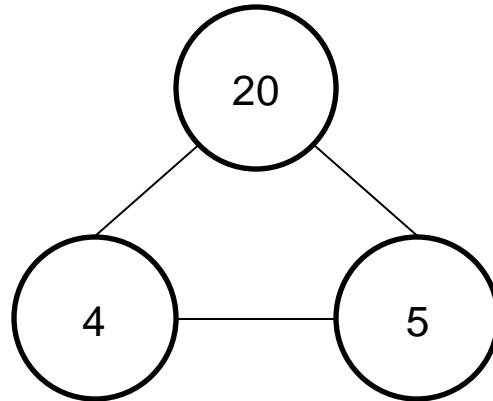


## Ways to support times table knowledge

### Number families

$$4 \times 5 = 20, 5 \times 4 = 20, 20 \div 5 = 4, 20 \div 4 = 5$$

Due to their commutative understanding, children should also be able to see whole number families. For many children this will need to be pointed out and discussed.



## How you can help YOUR child..

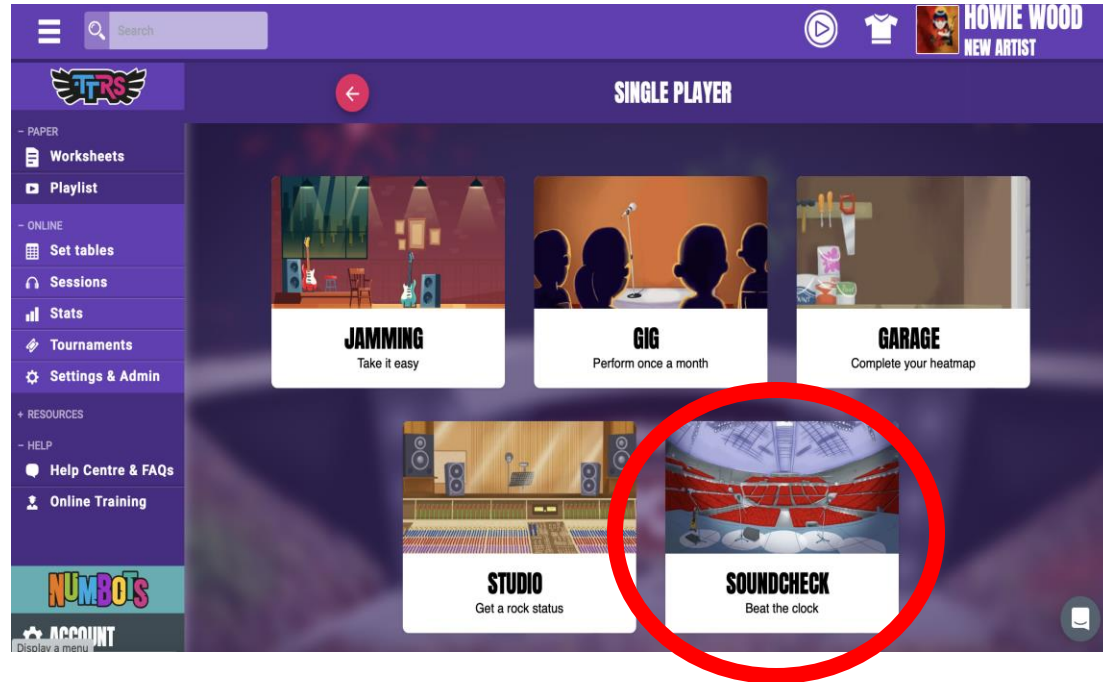
**PRACTISE AT HOME!** We will of course continue to teach the full curriculum, and would love your continued support to **HELP PRACTISE** the times tables with your children.

- Some easy ways to do this include:
  - **ASKING QUESTIONS** such as “What’s 7 x 8?”
  - Reciting times tables by **ROTE** (4 times 1 is 4, 4 times 2 is 8, etc)
  - **SINGING** times tables songs (there are loads online)
  - Using **APPS AND GAMES** (like TTRS)



# Times Table Rockstars

- We have signed up to access to TTRS that has a feature that mimics the check. The function they need to click onto is 'soundcheck'
- This app features not only soundcheck, but a number of games and activities that will help your child learn and understand times tables
- The app can be downloaded from the Apple Store, Google Play Store, Kindle/Amazon Store or Microsoft Store for **FREE** and is called 'Times Table Rockstars'. You can also use it on a browser.
- Your child's **USERNAME** and **PASSWORD** were given to them at the beginning of the year



# Any questions?

