

Key Stage 2 Results Statement 2019

Progress in reading, writing and maths ?

Reading ?

Number of pupils = 72

Pupils with adjusted scores = 1




Confidence interval ?

-2.7 to 0.2

Writing ?

Number of pupils = 72

Pupils with adjusted scores = 0




Confidence interval ?

-0.3 to 2.3

Maths ?

Number of pupils = 72

Pupils with adjusted scores = 0



Confidence interval ?

-1.4 to 1.1

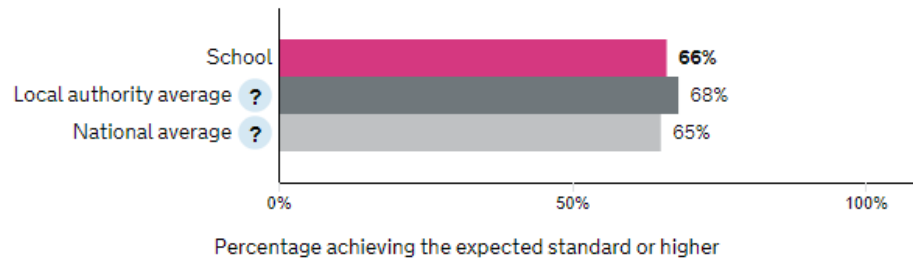
For comparison with Local Authority and National data please click here:

<https://www.compare-school-performance.service.gov.uk/school/139306/cowley-st-laurence-cofe-primary-school>

Reading, writing and maths combined ?

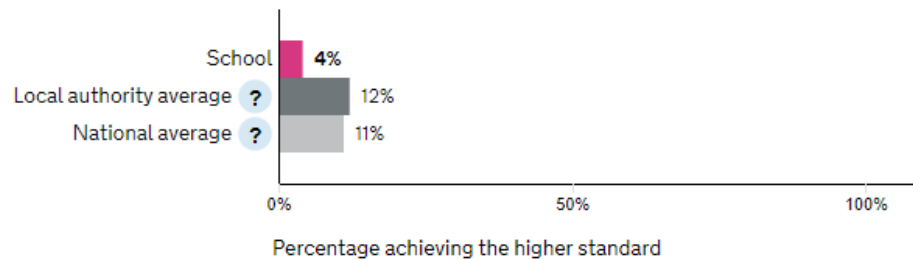
Percentage of pupils achieving the expected standard or higher ?

Number of pupils = 74



Percentage of pupils achieving the higher standard ?

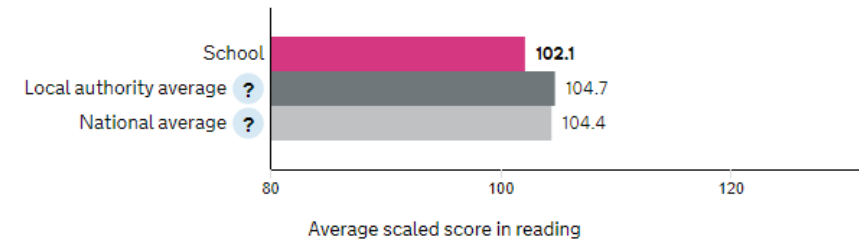
Number of pupils = 74



Average scaled score in:

Reading ?

Number of pupils = 74



[Explore data in detail](#)

[View pupil breakdown](#)

Maths ?

Number of pupils = 74

